

Foreword

Foreword to be completed by cluster lead organisations

To include definition of the Emergency Shelter and Early Recovery Clusters.

Acknowledgments

Project coordinated by UNHabitat on behalf of the Emergency Shelter Cluster: Esteban Leon, Joseph Ashmore

Edited by: Joseph Ashmore

Lead authors: Joseph Ashmore (Asia, LAC), Jon Fowler (Africa), James Kennedy (Sri Lanka, Cuny Center).

Authors (specific sections): Eddie Argenal (Peru - self-build transitional shelters), Milton Funes (Honduras), Dave Hodgkin (Jogyakarta), Kurt Rhyner (Peru - community mobilisation).

Editorial support: Seki Hirano

Special thanks: The authors would like to give special thanks to the following people for providing case study information, editing drafts, and for providing the photographs:

Hassan Abdalla, Subhan Ahmadov, Eddie Argenal, Dyfed Aubrey, Lizzie Babister, Eric Baranick, Rick Bauer, Isaac Boyd, Joana Cameira, Michelle Carter, Chris Cattaway, John Flomo, Tom Corsellis, Milton Funes, Valle Galan, Catherine-Lune Grayson, Jens Grimm, Anamul Haque, John Howard, Cynthia Jones, Yasmin Keith-Krelik, Peter Krouwel, Unni Lange, Mark Lawler, Dan Lewis, Manoucher Lolachi, Julia Macro, LeGrand Lee Malany, Bill Marsden, Tom McKnight, Jelena Milosevic, Douglas Osmond, Paul Neale, Nicole Poirier, Anna Pont, Albert Reichert, Adelmo Risi, David Sanderson, Qurat Sadozai, Graham Saunders, Hassan Noor Saadi, Anna Maria Sellari, Charles Setchell, Thierry Schweitzer, Alister Shields, Jo Da Silva, Joana Sousa, Mikael Adri Budi Sulisty, Wondwossen Teffera, Ombretta Tempra, Kim Williamson, Matthias Wohlfeil, Jake Zarins.

Additional thanks to the Cuny Center in Washington DC, USA for allowing access to the documents that have provided the case studies in Section D.

A final thanks to all of the field staff who have worked so hard to make all of these projects possible.

Copyright notice:

The copyright for this booklet is retained by UN Habitat. Reproduction for non-profitable objectives is encouraged.

The copyright for the photographs remains with the photographers whose names are indicated on each photograph.

While every effort has been made to ensure the accuracy and completeness of the content of this book, no liability can be accepted for any errors or omissions contained within it.

Contents

Introduction

Foreword on behalf of the cluster	i
Acknowledgments	ii
Contents	iii
Introduction	iv
Overview of Case Studies	v

Section A - Africa..... I

A.1 D.R. Congo - Goma - 2002 - Volcano - Distribution and technical support	2
A.2 Eritrea - 1998 - Conflict - Camp upgrades	5
A.3 Kenya - 2007- Flooding - Shelter and disaster mitigation	8
A.4 Kenya - 2008- Election violence - Transitional shelter kits	11
A.5 Liberia- 2007- IDP, Refugees - Self-build shelters	14
A.6 Mozambique- 2007- Cyclone - Shelter material packages and training	17
A.7 Rwanda - 2008 - Returns - Materials distribution and technical guidance	20
A.8 Somalia - 2007 - Civil conflict - Resettlement	23
A.9 Darfur - 2004 (ongoing) - Conflict - Materials distribution	26

Section B - Asia..... 29

B.1 Afghanistan - 2002 - Returns - Shelter construction	30
B.2 Azerbaijan - 1992 - Conflict - People displaced - Upgrade of collective centres	33
B.3 India - Gujarat - 2001 - Earthquake - Non-food items and shelters	36
B.4 Indonesia - Aceh - 2004 - Tsunami and earthquake - Shelter or housing?	39
B.5 Indonesia, Jogjakarta - 2006 - Earthquake - Overview of the response	42
B.6 Indonesia, Jogjakarta - 2006 - Earthquake - Cash and Transitional shelter	45
B.7 Indonesia, Jogjakarta - 2006 - Earthquake - Emergency and transitional shelter	48
B.8 Ingushetia - 1999 - Conflict - People displaced - Cash for shelter - host families	51
B.9 Pakistan - 2005- Earthquake - Overview of the earthquake response	54
B.10 Pakistan - 2005 - Earthquake - Transitional shelter construction	56
B.11 Pakistan - 2005 - Earthquake - Shelter materials distribution	59
B.12 Sri Lanka - 2007 - Conflict returns - Core shelter	61
B.13 Sri Lanka - 2004 - Tsunami - Overview of the tsunami response	64
B.14 Sri Lanka - 2004 - Tsunami - Transitional shelter construction	66

Section C - Latin America and Caribbean..... 69

C.1 Honduras - 1998 - Hurricane Mitch - Transitional shelter	70
C.2 Peru - 2007- Earthquake - Overview of the response	73
C.3 Peru - 2007 - Earthquake - Community mobilisation	74
C.4 Peru - 2007 - Earthquake - Self-build transitional shelters	77
C.5 Peru - 2007 - Earthquake - Prefabricated transitional shelters	80

Section D - Historical Case Studies..... 83

D.1 Historical case studies - Overview - Case studies from the Cuny Centre	84
D.2 India - 1971 - Conflict - Refugees - First camp planning guidelines	86
D.3 Nicaragua- 1973 - Earthquake - Small Camp	89
D.4 Bangladesh- 1975 - Conflict - People displaced - Shelter upgrades	91
D.5 Guatemala- 1976 - Earthquake - Materials distribution and training	94
D.6 India - Andhra Pradesh - 1977 - Cyclone - Materials distribution and training	97
D.7 Thailand - 1979 -1980 - Political conflict - Refugee camp	100
D.8 Tonga - 1982 - Cyclone Isaac - Disaster mitigation	102
D.9 Sudan - 1985 - Conflict - Planned camps	105

Annex - Further reading..... 109

Introduction

The case studies in this book are of real shelter projects that have been implemented. Each project is specific to an individual context and is the outcome of local assessments and monitoring.

None of the case studies in this book should be directly copied.

Because these projects were implemented in diverse and often challenging conditions, they illustrate both good and bad practices. From every case study there are lessons that should be learned, and aspects that should be repeated or avoided elsewhere.

Global shelter need

It is estimated that over 5 million people were made homeless by conflict and natural disasters in 2007¹. This corresponds to approximately 1 million families. While the largest proportion of people made homeless by conflict are in Africa and the Middle East, the majority of those made homeless by natural disasters are in Asia. Although the numbers of people displaced by conflict and natural disasters over the past ten years run into the several millions, they are significantly lower in Latin America and the Caribbean than in Africa, the Middle East and Asia.

There are approximately 40 million refugees and internally displaced people in the world - people who have been forced to leave their homes...

While the number of people made newly homeless in 2007 was in excess of 5 million, a significant proportion of people are not able to return to their place of origin for many years. As a result, the total number of people displaced in the world has remained roughly constant at approximately 15 million refugees² and a further 25 million internally displaced people (IDPs)³.

IDP estimates by region (2007)

Region	Number of countries	IDPs (millions)
Africa	20	12.7
Americas	4	4.2
Asia and Middle East	18	6.6
Europe	10	2.5
Total	52	26

Estimated number of people made homeless by natural disasters (other than drought) 2000-2008⁴

Region	Number of homeless (in millions)
Africa	2
Asia	20
Latin America and Caribbean (LAC)	1.5
Europe	0.1
North America	0.1

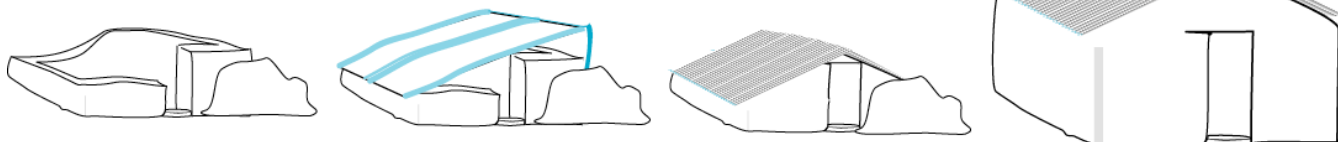
Selection of case studies

Given the scale of emergency shelter need every year, the case studies in this book focus on implemented projects rather than small-scale trials or concepts that were not implemented on any scale. There is also a regional bias towards Africa and Asia, where the post-disaster and post-conflict shelter needs are largest.

The case studies were selected according to the following criteria:

- The shelter project had to have been implemented in full.
- A minimum of 500 families were sheltered by the project's activities.
- The project was implemented largely within the first year following a natural disaster. For conflict-affected populations, chronic emergencies and returns processes, longer timescales were considered.
- Accurate project information was available from the staff involved in the project implementation.

The case studies that have been selected are intended to illustrate a diversity of approaches to helping meet shelter need. Most of them go beyond 'throwing shelter relief items off the back of a lorry' or delivering shelters as a design or a product.



1. This figure was reached by combining the figure from the Emergency Events Database (<http://www.emdat.be>) for the number of people made homeless with the figure of 3.7 million new IDPs quoted in *Internal displacement: Global overview of trends and developments in 2007* (Internal Displacement Monitoring Centre). This figure excludes new refugees.
 2. A refugee is a person who has crossed an international border and is unable to return through well-founded fear of persecution (see UNHCR *Handbook for Emergencies*, 3rd edition, 2007, for a fuller definition).
 3. IDPs are broadly defined as people who have been forced to flee their homes suddenly or unexpectedly in large numbers as a result of armed conflict, internal strife, systematic violation of human rights or natural or man-made disasters and who are within the territory of their country.
 4. This data is sourced from the Emergency Events Database (<http://www.emdat.be>) on 30 July 2008.

Overview of case studies

The case studies in this book cover a diversity of projects, from support for families in collective buildings over an eight-year period (Azerbaijan, B.2), to emergency distributions of plastic sheeting within hours of an earthquake (Jogyakarta, B.7). Despite the projects' differences, there are many recurring themes. Some of these themes are discussed in the following pages.

Support the people affected

The first and main effort in all responses is made by the people who are themselves affected. Of the case studies listed in this book, the more effective projects all had the close involvement of the people affected, often through existing community groups or specially established committees.

& Sphere standards and indicators (Annex) provide common standards on participation, initial assessment, monitoring and evaluation.

& Supporting the people affected is the first principle outlined in the guidelines of *Transitional Settlement and Reconstruction after Natural Disasters* (Annex).

	Non-food item distribution		Shelter construction		Cash	Labour			Technical expertise
	Household	Shelter	Transitional	Permanent		Community	Contracted	Direct	
A.1 D.R. Congo - 2002									
A.2 Eritrea - 2002									
A.3 Kenya - 2007									
A.4 Kenya - 2007									
A.5 Liberia - 2007									
A.6 Mozambique - 2007									
A.7 Rwanda - 2006									
A.8 Somalia - 2007									
A.9 Sudan - 2004									
B.1 Afghanistan - 2002									
B.2 Azerbaijan - 1997									
B.3 India (Gujarat) - 2002									
B.4 Indonesia - 2004									
B.6 Indonesia - 2006									
B.7 Indonesia - 2006									
B.8 Ingushetia - 1999									
B.10 Pakistan - 2006									
B.11 Pakistan - 2006									
B.12 Sri Lanka - 2007									
B.13 Sri Lanka - 2005									
C.1 Honduras - 1998									
C.3 Peru - 2007									
C.4 Peru - 2007									
C.5 Peru - 2007									

Overview of assistance methods used in projects

Settlement Options

The case studies illustrate support for disaster-affected people in a variety of settlements. These include host families (Ingushetia, B.8), collective centres (Azerbaijan, B.2), both rural (Pakistan, B.9) and urban (Somalia, A.8) contexts, and planned and unplanned camps (Bangladesh, D.4).

It was relatively difficult to find case studies of supporting host families.

Finding shelter with friends and relations or by renting are common coping mechanisms for families who have lost their house in a disaster. However, it was difficult to find case studies of organisations providing support for hosting or rental arrangements.

& Transitional settlement: displaced populations (Annex)

In most case studies, land ownership was a defining factor in what types of shelter support were offered.

Land ownership

Those without land are often among the most vulnerable people in society. Approaches to land ownership varied between the case studies. For example, in Peru (C.2-C.5) organisations built primarily only on the land of people who could offer proof of land title. Building lighter shelters allowed people to later move them.

A more active approach to establishing land for families is illustrated by the case study in Aceh, Indonesia (B.4) after the tsunami, where the organisation helped to negotiate land with title deeds for entire villages.

Phases of response

Responses to disasters or conflict are commonly split into the phases of:

- preparedness before the disaster;
- emergency response;
- the recovery phase; and
- durable solutions.

Many of the case studies include shelter responses aimed at bridging the gap between emergency shelter and durable housing solutions. Housing programmes can take many years to complete, especially when implemented on a large scale. The project in Rwanda (A.7), illustrates a housing project that took two years to build 220 houses. The speed of durable shelter construction can leave a gap, with families in emergency shelter for many years. Transitional responses aim to bridge this gap.

A comparison of the strategies adopted in Aceh (B.4) and Sri Lanka (B.11) following the 2004 tsunami illustrates how long housing can take to complete in comparison to transitional projects. However, as the case studies note, in implementing the transitional response there should be a vision of what is being transitioned to. Often, there is not follow-on funding or land identified for permanent houses.

Scale of programme

The responses illustrate the challenge of whether to implement high quality programmes for fewer people or poorer quality responses to support more people. The case studies in Pakistan (B.9-B.11) illustrate this challenge. One project delivered materials to over 2% of the affected population without support, while the other project built transitional shelters for 0.2% of the affected population.

Which is better: a high level of support for fewer people or a lower level of support for more people?

Self-build and contractor models of construction

Different projects used different ways of organising the labour required to build shelters. The case studies in Peru illustrate a mixture from self-build (C.4) to supported self-build (C.3) approaches, to contractors prefabricating shelter components that were then erected by homeowners (C.5). Many of the projects in this book provided carpenters or masons to support self-build projects. In many projects, families were provided with some money to either support them while building or to allow them to employ others to build.

Logistics and supply

In many projects, logistics and supply issues had significant impacts on both the design of shelters and the timescale for implementation. The scale of some procurements was huge (e.g. Gujarat (B.3)). Many projects, such as the one in Honduras (C.1), employed specific shelter logistics staff to ensure that shelter projects were implemented. Shelter staff had to work closely with these staff members.

Assistance methods

The case studies selected include: giving money to host families, upgrading squatted communal blocks, establishing an inter-agency pipeline of shelter items and constructing shelters through both unpaid volunteers and contractors.

It was difficult to find sufficient detail on projects where families were given vouchers that they could redeem with certain suppliers, although according to anecdotal evidence this type of project has been successfully conducted. No case studies were found of loans being provided to support families through the emergency or transitional phases of the response.

Other sectors

Many of the more effective projects were integrated with other sectors of the response, especially water supply and sanitation.

& The Sphere Project (Annex) provides useful guidance on integration with other sectors.





Photo: Joseph Ashmore

Effective shelter programmes are developed and implemented by involving the affected communities

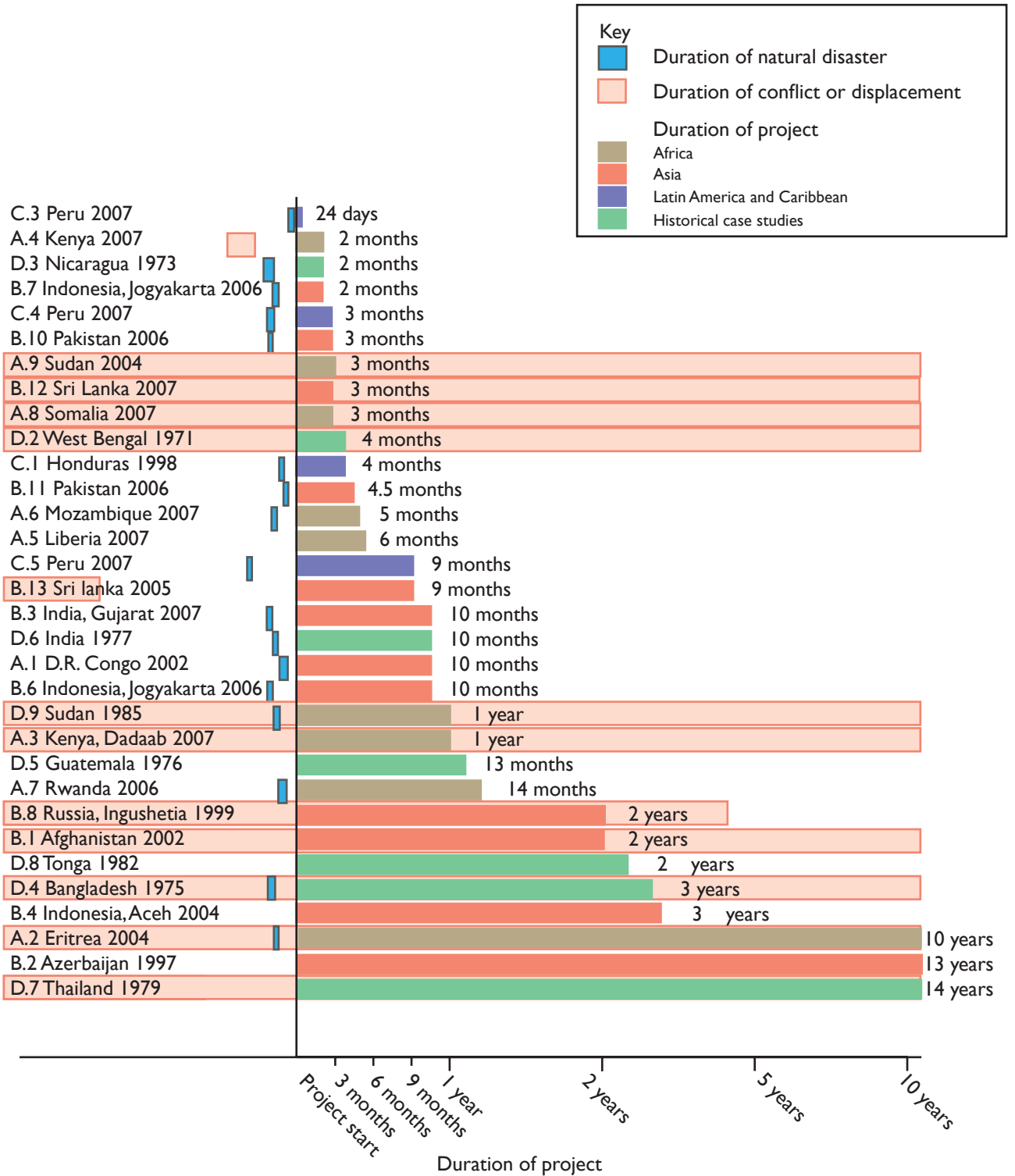


Illustration of the duration of the case studies

Shelter design

For most projects, the design of the shelters themselves was less challenging than the design and planning of the shelter project.

Many projects that built shelters left the design and construction of shelters to the people affected, focusing instead on ensuring that people had the means to build them or the support to build them safely.

All of the projects that successfully constructed a specific model of shelter developed the basic shelter model in direct consultation with affected communities, taking into account their skills, capacities and resources.

'If 3.5m² per person cannot be achieved, or is in excess of the typical space used by the affected or neighbouring population, consideration should be given to the impact on dignity, health and well-being of the people accommodated...'

- A guidance note to the Sphere (Annex) shelter and settlement standard for



Photos: Joseph Ashmore

Left: Design for a timber-free domed shelter proposed as a response to an earthquake in 2005. Affectedees were not involved in the design and it was not used on any scale.

Right: Shelter using reclaimed materials built by affectees weeks after the earthquake. Shelters such as this were common and supported by programmes of toolkits and corrugated iron distribution (see case studies B.10-B.12).

covered living space Shelter size

The illustration below shows the diversity of shelter-covered areas in these case studies. These vary from 9m² (C.3) to 48m² (A.7). This is a result of varying needs, permanency, budgets, logistics constraints, host standards and official policies.

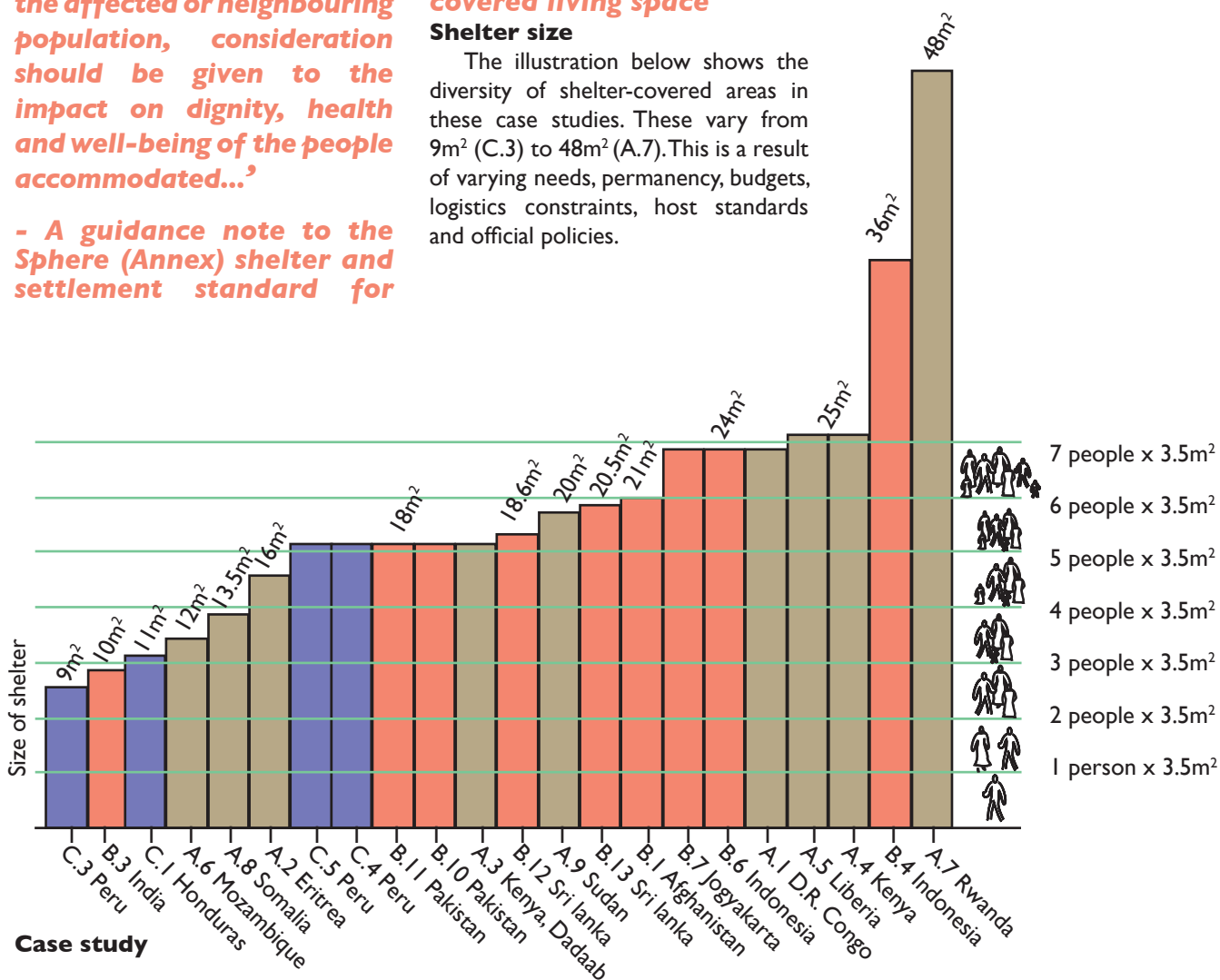


Chart showing sizes of the shelters in the case studies in comparison with the suggested allocation of 3.5m² per person. Note that smaller shelters are often constructed after assessment of local and host population standards, as well as what is practically possible. Shelter size is not necessarily a good indicator of the quality of a shelter programme.